




NAGS Apollo PROJECTS

NAGS Apollo PROJECTS APR 12 2023



4x50m Medley Mixed -... Final

2023 Apollo Projects NZ Age Group S...

Points Swimmers Files Scoreboard
































Session 1 Wed 09:10 AM	Session 2 Wed 05:40 PM	Session 3 Thu 09:10 AM	Session 4 Thu 05:40 PM	Session 5 Fri 09:10 AM	Session 6 Fri LIVE	Session 7 Sat 09:10 AM	Session 8 Sat 05:40 PM
-----------------------------	-----------------------------	-----------------------------	-----------------------------	-----------------------------	---------------------------------	-----------------------------	-----------------------------

Session 6 Friday 05:40 PM	
18	05:40 PM 200m Backstroke Men Final
19	06:03 PM 200m Backstroke Women ...
20	06:28 PM 400m Individual Medley M...
21	07:04 PM 400m Individual Medley W...
22	08:06 PM 100m Freestyle Men Final
107	08:21 PM 100m Freestyle Men Multi...
23	08:26 PM 100m Freestyle Women Fi...
108	08:41 PM 100m Freestyle Women M...
24	08:46 PM 4x50m Medley ... LIVE
240	08:56 PM 4x50m Medley Mixed 16 & ...

23 **100m Freestyle Women Final** Official

☰ Qualified ☰ Heats


Total						
Rank	Competitor	Age	Club	RT	FINA	Result
1	Osborne Su...	17	North Shore ...	+0.68		56.70 Entry: 57.60 (- 0.90)
	50m: 27.43		100m: 56.70 (29.27)			
2	Allan Eva	17	United Swim...	+0.72		57.07 Entry: 58.61 (- 1.54)
	50m: 27.20		100m: 57.07 (29.87)			
3	Pedersen Zoe	16	Coast Swim...	+0.72		57.25 Entry: 57.61 (- 0.36)
	50m: 27.80		100m: 57.25 (29.45)			
4	Bray Amelia	16	TBSS Centra...	+0.72		57.98 Entry: 58.87 (- 0.89)
	50m: 27.82		100m: 57.98 (30.16)			
5	Glintmeyer ...	14	Kiwi West A...	+0.72		58.03 Entry: 59.18 (- 1.15)
	50m: 27.73		100m: 58.03 (30.30)			
6	Wansbroug...	16	Aquabladz ...	+0.77		58.49 Entry: 1:00.52 (- 2.03)
	50m: 28.25		100m: 58.49 (30.24)			
7	Emmett Oliv...	15	Hamilton Aq...	+0.76		58.56 Entry: 59.01 (- 0.45)
	50m: 28.28		100m: 58.56 (30.28)			
7	Parmenter ...	15	Jasi Swim C...	+0.72		58.56 Entry: 1:00.04 (- 1.48)
	50m: 27.85		100m: 58.56 (30.71)			
9	De Coster N...	15	St Paul's Swi...	+0.68		58.75 Entry: 59.88 (- 1.13)
	50m: 28.82		100m: 58.75 (29.93)			
10	Miles Brooke	18	Nga Tai Tuat...	+0.68		58.93 Entry: 59.48 (- 0.55)
	50m: 28.25		100m: 58.93 (30.68)			
11	Lawson Aly...	13	St Peter's S...	+0.71		58.95 Entry: 1:00.87 (- 1.92)
	50m: 28.47		100m: 58.95 (30.48)			
12	Peebles Liv	17	TBSS Centra...	+0.71		59.22 Entry: 59.89 (- 0.67)
	50m: 28.61		100m: 59.22 (30.61)			
13	Tapper Mila...	17	St Peter's S...	+0.68		59.68 Entry: 1:00.70 (- 1.02)
	50m: 29.02		100m: 59.68 (30.66)			
14	Gibbs Charl...	17	Tawa Swim...	+0.68		59.90

	50m: 28.19	100m: 59.90 (31.71)		
15	 Peters Chloe	15  Hamilton Aq... +0.65	59.91 Entry: 59.78 (+ 0.13)	
	50m: 28.30	100m: 59.91 (31.61)		
16	 Bell Millie	14  North Cante... +0.71	1:00.05 Entry: 1:01.20 (- 1.15)	
	50m: 28.80	100m: 1:00.05 (31.25)		
17	 Martin Anah...	15 Stratford Am... +0.76	1:00.09 Entry: 1:02.55 (- 2.46)	
	50m: 28.74	100m: 1:00.09 (31.35)		
18	 Yamagami ...	13 Howick Paku... +0.73	1:00.10 Entry: 1:02.35 (- 2.25)	
	50m: 28.90	100m: 1:00.10 (31.20)		
19	 McBride Ryl...	15 Wharenui Sw... +0.71	1:00.16 Entry: 1:00.78 (- 0.62)	
	50m: 28.81	100m: 1:00.16 (31.35)		
20	 Sweetman ...	17 Howick Paku... +0.77	1:00.27 Entry: 1:01.02 (- 0.75)	
	50m: 29.09	100m: 1:00.27 (31.18)		
20	 Macdonald ...	15 Enterprise S... +0.71	1:00.27 Entry: 1:01.14 (- 0.87)	
	50m: 29.03	100m: 1:00.27 (31.24)		
22	 Abdou Hanna	16 Wharenui Sw... +0.81	1:00.36 Entry: 1:00.77 (- 0.41)	
	50m: 28.94	100m: 1:00.36 (31.42)		
23	 Roberts Ari...	16 Evolution Aq... +0.75	1:00.40 Entry: 1:01.89 (- 1.49)	
	50m: 28.58	100m: 1:00.40 (31.82)		
24	 McCutcheo...	13  TBSS Centra... +0.65	1:00.60 Entry: 1:00.47 (+ 0.13)	
	50m: 28.57	100m: 1:00.60 (32.03)		
25	 Winter Heidi	14  Alexandra S... +0.69	1:00.89 Entry: 1:02.11 (- 1.22)	
	50m: 29.47	100m: 1:00.89 (31.42)		
26	 Wilson Sam...	17  Tasman Swi... +0.70	1:00.95 Entry: 1:01.11 (- 0.16)	
	50m: 29.17	100m: 1:00.95 (31.78)		
27	 Nicholls Lola	14  Napier Aqua... +0.66	1:00.96 Entry: 1:03.04 (- 2.08)	
	50m: 29.27	100m: 1:00.96 (31.69)		
28	 Black Amelia	17 Waverley Swi... +0.78	1:01.03 Entry: 1:01.13 (- 0.10)	
	50m: 29.49	100m: 1:01.03 (31.54)		
29	 Humphreys ...	16  Coast Swim... +0.78	1:01.07 Entry: 1:01.44 (- 0.37)	
	50m: 28.91	100m: 1:01.07 (32.16)		
30	 Horton Mad...	17  Jasi Swim C... +0.67	1:01.19 Entry: 1:01.13 (+ 0.06)	
	50m: 29.82	100m: 1:01.19 (31.37)		
31	 Austin Amel...	16 St Paul's Swi... +0.77	1:01.71 Entry: 1:03.18 (- 1.47)	
	50m: 29.35	100m: 1:01.71 (32.36)		
32	 Gwiazdzins...	14 Stratford Am... +0.73	1:01.72 Entry: 1:02.16 (- 0.44)	
	50m: 29.22	100m: 1:01.72 (32.50)		
33	 Knight Kayla	14 United Swim... +0.74	1:01.93 Entry: 1:02.83 (- 0.90)	
	50m: 29.15	100m: 1:01.93 (32.78)		
34	 Hingston Fr...	15 United Swim... +0.75	1:02.61 Entry: 1:02.30 (+ 0.31)	
	50m: 29.72	100m: 1:02.61 (32.89)		
35	 Wilson Ava	14 Carterton Sw... +0.74	1:02.69 Entry: 1:02.67 (+ 0.02)	
	50m: 29.84	100m: 1:02.69 (32.85)		
36	 Barry Sophie	15 United Swim... +0.71	1:02.93 Entry: 1:02.75 (+ 0.18)	
	50m: 29.37	100m: 1:02.93 (33.56)		
37	 McIntosh Al...	14 Mt Wellingto... +0.71	1:04.32 Entry: 1:03.37 (+ 0.95)	

50m: 30.52

100m: 1:04.32 (33.80)

38  **Liu Arissa**

13  **Phoenix Aqu...** +0.79

1:04.67

Entry: 1:05.32 (- 0.65)

50m: 30.66

100m: 1:04.67 (34.01)